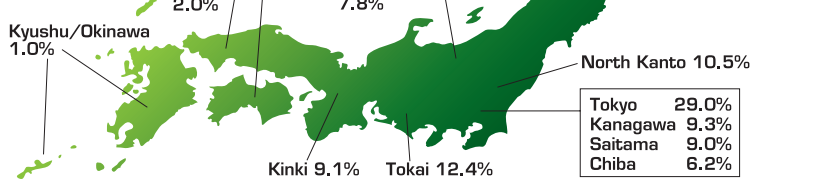


IPF JAPAN 2008 Show Report

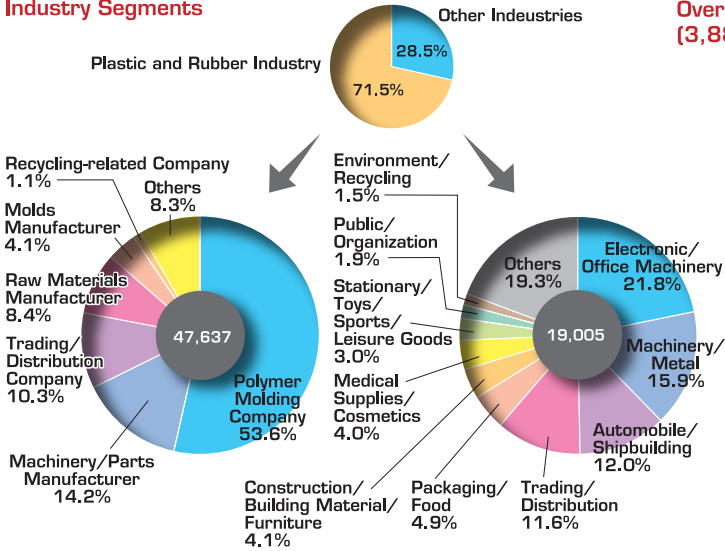
Visitors

	Japanese	Overseas	Total
IPF2008	62,762	3,880	66,642

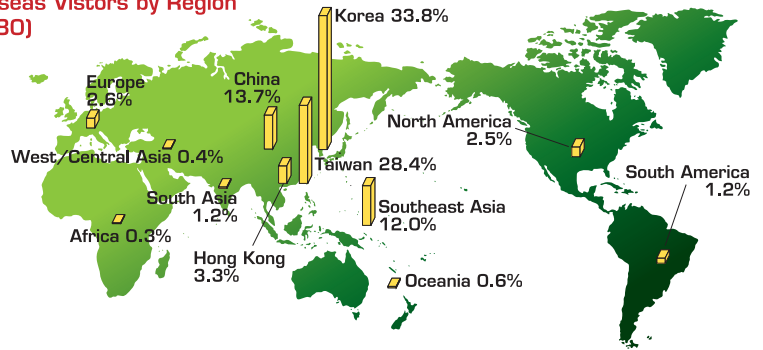
Japanese Visitors by Region (62,762)



Industry Segments



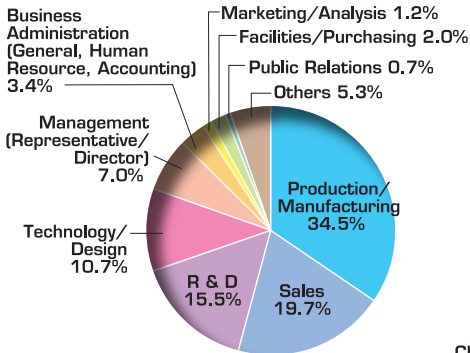
Overseas Visitors by Region (3,880)



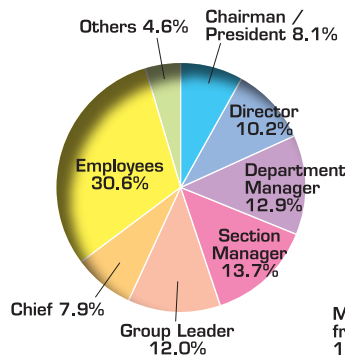
KOREA	1,310	PHILIPPINES	38	AUSTRALIA	6	SRI LANKA	4	BELGIUM	1
TAIWAN	1,100	GERMANY	36	FRANCE	6	SWEDEN	4	FIJI	1
CHINA	530	INDIA	36	MYANMAR	6	AUSTRIA	3	FINLAND	1
THAILAND	215	MEXICO	29	NETHERLANDS	5	BANGLADESH	3	IRAN	1
HONG KONG	129	NEW ZEALAND	16	SOUTH AFRICA	5	DENMARK	3	LUXEMBOURG	1
USA	85	ITALY	15	PAKISTAN	5	KAZAKHSTAN	3	RUSSIA	1
MALAYSIA	74	CANADA	13	UAE	5	POLAND	3	SLOVAKIA	1
SINGAPORE	53	BRAZIL	10	ARGENTINA	4	SAUDI ARABIA	3	SWISS	1
VIETNAM	44	SPAIN	10	COLOMBIA	4	TURKEY	3	SYRIA	1
INDONESIA	38	UK	9	EGYPT	4	ALGERIA	1	TUNISIA	1

(3,880 People from 50 Countries and Regions)

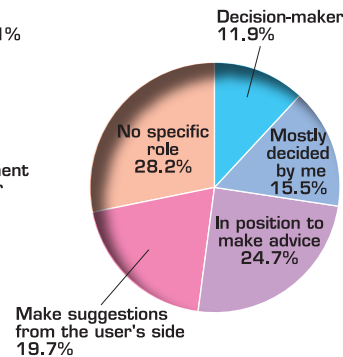
Function



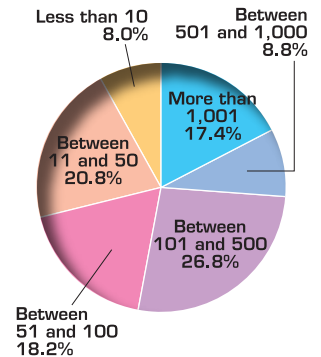
Position



Purchasing Decision



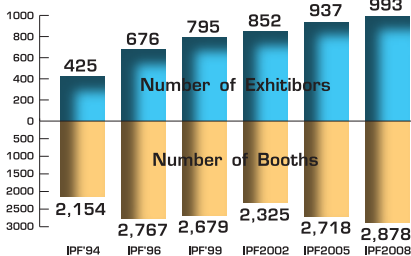
Company Size



Exhibitors

Scale of Exhibition

The number of exhibitor is increasing every time. In 2008, 993 companies with 2,878 booth unit (net 25,203m²) were participated.



Breakdown by Nation

(Including the pavilion from Austria, China, Korea and Taiwan)

Country/Region	Exhibitors	Country/Region	Exhibitors
JAPAN	596	HONG KONG	6
GERMANY	82	INDIA	3
USA	62	CANADA	3
TAIWAN	53	SPAIN	3
CHINA	46	THAILAND	3
ITALY	31	DENMARK	3
KOREA	24	ISRAEL	2
SWISS	18	SINGAPORE	2
AUSTRIA	18	VIETNAM	2
FRANCE	15	SWEDEN	1
UK	12	CZECH	1
NETHERLANDS	6	MALAYSIA	1

Note: Number of company includes co-exhibitors and exhibit's manufacturers.

Breakdown by Product Classification

